



Inc.

COST SAVINGS ANALYSIS PG&E

LDC: PG&E

G-1 Residential

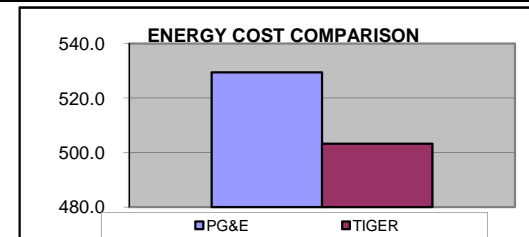
DATE	PG&E			TIGER			SAVINGS PER Therm	CUMULATIVE SAVINGS	
	VOLUME (Therms)	PRICE (Therm)	TOTAL COST	VOLUME (Therms)	PRICE (Therm)	Service Fee			TOTAL COST
Feb-09	30.0	\$ 0.64702	\$ 19.41	30.0	\$ 0.5520	\$ 1.5000	\$ 18.06	\$ 0.0950	\$ 1.35
Jan-09	30.0	\$ 0.69418	\$ 20.83	30.0	\$ 0.6730	\$ 1.5000	\$ 21.69	\$ 0.0212	\$ (0.86)
Dec-08	30.0	\$ 0.57425	\$ 17.23	30.0	\$ 0.7200	\$ 1.5000	\$ 23.10	\$ (0.1458)	\$ (5.87)
Nov-08	30.0	\$ 0.71126	\$ 21.34	30.0	\$ 0.6820	\$ 1.5000	\$ 21.96	\$ 0.0293	\$ (0.62)
Oct-08	30.0	\$ 0.83866	\$ 25.16	30.0	\$ 0.7240	\$ 1.5000	\$ 23.22	\$ 0.1147	\$ 1.94
Sep-08	30.0	\$ 0.96658	\$ 29.00	30.0	\$ 0.8490	\$ 1.5000	\$ 26.97	\$ 0.1176	\$ 2.03
Aug-08	30.0	\$ 1.30082	\$ 39.02	30.0	\$ 0.9460	\$ 1.5000	\$ 29.88	\$ 0.3548	\$ 9.14
Jul-08	30.0	\$ 1.54087	\$ 46.23	30.0	\$ 1.3330	\$ 1.5000	\$ 41.49	\$ 0.2079	\$ 4.74
Jun-08	30.0	\$ 1.24381	\$ 37.31	30.0	\$ 1.2060	\$ 1.5000	\$ 37.68	\$ 0.0378	\$ (0.37)
May-08	30.0	\$ 1.07846	\$ 32.35	30.0	\$ 1.1600	\$ 1.5000	\$ 36.30	\$ (0.0815)	\$ (3.95)
Apr-08	30.0	\$ 1.02387	\$ 30.72	30.0	\$ 1.0080	\$ 1.5000	\$ 31.74	\$ 0.0159	\$ (1.02)
Mar-08	30.0	\$ 0.88113	\$ 26.43	30.0	\$ 0.9750	\$ 1.5000	\$ 30.75	\$ (0.0939)	\$ (4.32)
Feb-08	30.0	\$ 0.84868	\$ 25.46	30.0	\$ 0.8740	\$ 1.5000	\$ 27.72	\$ (0.0253)	\$ (2.26)
Jan-08	30.0	\$ 0.78126	\$ 23.44	30.0	\$ 0.7860	\$ 1.5000	\$ 25.08	\$ (0.0047)	\$ (1.64)
Dec-07	30.0	\$ 0.88177	\$ 26.45	30.0	\$ 0.8410	\$ 1.5000	\$ 26.73	\$ 0.0408	\$ (0.28)
Nov-07	30.0	\$ 0.85153	\$ 25.55	30.0	\$ 0.8060	\$ 1.5000	\$ 25.68	\$ 0.0455	\$ (0.13)
Oct-07	30.0	\$ 0.88088	\$ 26.43	30.0	\$ 0.6890	\$ 1.5000	\$ 22.17	\$ 0.1919	\$ 4.26
Sep-07	30.0	\$ 0.82900	\$ 24.87	30.0	\$ 0.6120	\$ 1.5000	\$ 19.86	\$ 0.2170	\$ 5.01
Aug-07	30.0	\$ 0.82607	\$ 24.78	30.0	\$ 0.6570	\$ 1.5000	\$ 21.21	\$ 0.1691	\$ 3.57
Jul-07	30.0	\$ 0.98383	\$ 29.51	30.0	\$ 0.7620	\$ 1.5000	\$ 24.36	\$ 0.2218	\$ 5.15
Jun-07	30.0	\$ 1.01488	\$ 30.45	30.0	\$ 0.8250	\$ 1.5000	\$ 26.25	\$ 0.1899	\$ 4.20
May-07	30.0	\$ 0.87632	\$ 26.29	30.0	\$ 0.8200	\$ 1.5000	\$ 26.10	\$ 0.0563	\$ 0.19
Totals:	540.0		529.5	540.0			503.2		26.3

\$27.65

TOTAL DOLLAR SAVINGS	\$26.26
TOTAL PERCENTAGE SAVINGS	4.96%

Note: In December of 2008 PG&E issued a 100,000,000 Procurement Credit that lowered its price roughly \$2.50 per Dth.

That is not something that will be recurring.





Inc.

COST SAVINGS ANALYSIS PG&E

LDC: PG&E

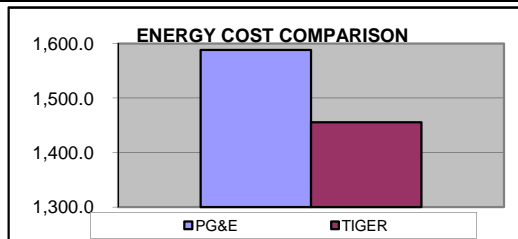
G-1 Residential

DATE	VOLUME (Therms)	PG&E		VOLUME (Therms)	TIGER		SAVINGS PER Therm	CUMULATIVE SAVINGS	
		PRICE (Therm)	TOTAL COST		PRICE (Therm)	Service Fee			TOTAL COST
Feb-09	90.0	\$ 0.64702	\$ 58.23	90.0	\$ 0.5520	\$ 1.5000	\$ 51.18	\$ 0.0950	\$ 7.05
Jan-09	90.0	\$ 0.69418	\$ 62.48	90.0	\$ 0.6730	\$ 1.5000	\$ 62.07	\$ 0.0212	\$ 0.41
Dec-08	90.0	\$ 0.57425	\$ 51.68	90.0	\$ 0.7200	\$ 1.5000	\$ 66.30	\$ (0.1458)	\$ (14.62)
Nov-08	90.0	\$ 0.71126	\$ 64.01	90.0	\$ 0.6820	\$ 1.5000	\$ 62.88	\$ 0.0293	\$ 1.13
Oct-08	90.0	\$ 0.83866	\$ 75.48	90.0	\$ 0.7240	\$ 1.5000	\$ 66.66	\$ 0.1147	\$ 8.82
Sep-08	90.0	\$ 0.96658	\$ 86.99	90.0	\$ 0.8490	\$ 1.5000	\$ 77.91	\$ 0.1176	\$ 9.08
Aug-08	90.0	\$ 1.30082	\$ 117.07	90.0	\$ 0.9460	\$ 1.5000	\$ 86.64	\$ 0.3548	\$ 30.43
Jul-08	90.0	\$ 1.54087	\$ 138.68	90.0	\$ 1.3330	\$ 1.5000	\$ 121.47	\$ 0.2079	\$ 17.21
Jun-08	90.0	\$ 1.24381	\$ 111.94	90.0	\$ 1.2060	\$ 1.5000	\$ 110.04	\$ 0.0378	\$ 1.90
May-08	90.0	\$ 1.07846	\$ 97.06	90.0	\$ 1.1600	\$ 1.5000	\$ 105.90	\$ (0.0815)	\$ (8.84)
Apr-08	90.0	\$ 1.02387	\$ 92.15	90.0	\$ 1.0080	\$ 1.5000	\$ 92.22	\$ 0.0159	\$ (0.07)
Mar-08	90.0	\$ 0.88113	\$ 79.30	90.0	\$ 0.9750	\$ 1.5000	\$ 89.25	\$ (0.0939)	\$ (9.95)
Feb-08	90.0	\$ 0.84868	\$ 76.38	90.0	\$ 0.8740	\$ 1.5000	\$ 80.16	\$ (0.0253)	\$ (3.78)
Jan-08	90.0	\$ 0.78126	\$ 70.31	90.0	\$ 0.7860	\$ 1.5000	\$ 72.24	\$ (0.0047)	\$ (1.93)
Dec-07	90.0	\$ 0.88177	\$ 79.36	90.0	\$ 0.8410	\$ 1.5000	\$ 77.19	\$ 0.0408	\$ 2.17
Nov-07	90.0	\$ 0.85153	\$ 76.64	90.0	\$ 0.8060	\$ 1.5000	\$ 74.04	\$ 0.0455	\$ 2.60
Oct-07	90.0	\$ 0.88088	\$ 79.28	90.0	\$ 0.6890	\$ 1.5000	\$ 63.51	\$ 0.1919	\$ 15.77
Sep-07	90.0	\$ 0.82900	\$ 74.61	90.0	\$ 0.6120	\$ 1.5000	\$ 56.58	\$ 0.2170	\$ 18.03
Aug-07	90.0	\$ 0.82607	\$ 74.35	90.0	\$ 0.6570	\$ 1.5000	\$ 60.63	\$ 0.1691	\$ 13.72
Jul-07	90.0	\$ 0.98383	\$ 88.54	90.0	\$ 0.7620	\$ 1.5000	\$ 70.08	\$ 0.2218	\$ 18.46
Jun-07	90.0	\$ 1.01488	\$ 91.34	90.0	\$ 0.8250	\$ 1.5000	\$ 75.75	\$ 0.1899	\$ 15.59
May-07	90.0	\$ 0.87632	\$ 78.87	90.0	\$ 0.8200	\$ 1.5000	\$ 75.30	\$ 0.0563	\$ 3.57
Totals:	1,620.0		1,588.4	1,620.0			1,455.6		132.8

TOTAL DOLLAR SAVINGS	\$132.79
TOTAL PERCENTAGE SAVINGS	8.36%

Note: In December of 2008 PG&E issued a 100,000,000 Procurement Credit that lowered its price roughly \$2.50 per Dth.

That is not something that will be recurring.





Inc.

COST SAVINGS ANALYSIS PG&E

LDC: PG&E

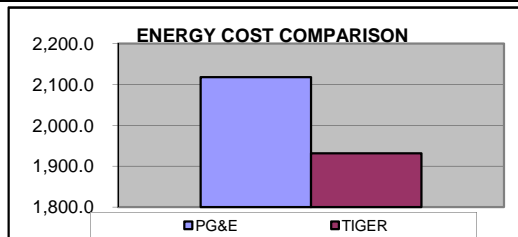
G-1 Residential

DATE	PG&E			TIGER			SAVINGS PER Therm	CUMULATIVE SAVINGS	
	VOLUME (Therms)	PRICE (Therm)	TOTAL COST	VOLUME (Therms)	PRICE (Therm)	Service Fee			TOTAL COST
Feb-09	120.0	\$ 0.64702	\$ 77.64	120.0	\$ 0.5520	\$ 1.5000	\$ 67.74	\$ 0.0950	\$ 9.90
Jan-09	120.0	\$ 0.69418	\$ 83.30	120.0	\$ 0.6730	\$ 1.5000	\$ 82.26	\$ 0.0212	\$ 1.04
Dec-08	120.0	\$ 0.57425	\$ 68.91	120.0	\$ 0.7200	\$ 1.5000	\$ 87.90	\$ (0.1458)	\$ (18.99)
Nov-08	120.0	\$ 0.71126	\$ 85.35	120.0	\$ 0.6820	\$ 1.5000	\$ 83.34	\$ 0.0293	\$ 2.01
Oct-08	120.0	\$ 0.83866	\$ 100.64	120.0	\$ 0.7240	\$ 1.5000	\$ 88.38	\$ 0.1147	\$ 12.26
Sep-08	120.0	\$ 0.96658	\$ 115.99	120.0	\$ 0.8490	\$ 1.5000	\$ 103.38	\$ 0.1176	\$ 12.61
Aug-08	120.0	\$ 1.30082	\$ 156.10	120.0	\$ 0.9460	\$ 1.5000	\$ 115.02	\$ 0.3548	\$ 41.08
Jul-08	120.0	\$ 1.54087	\$ 184.90	120.0	\$ 1.3330	\$ 1.5000	\$ 161.46	\$ 0.2079	\$ 23.44
Jun-08	120.0	\$ 1.24381	\$ 149.26	120.0	\$ 1.2060	\$ 1.5000	\$ 146.22	\$ 0.0378	\$ 3.04
May-08	120.0	\$ 1.07846	\$ 129.42	120.0	\$ 1.1600	\$ 1.5000	\$ 140.70	\$ (0.0815)	\$ (11.28)
Apr-08	120.0	\$ 1.02387	\$ 122.86	120.0	\$ 1.0080	\$ 1.5000	\$ 122.46	\$ 0.0159	\$ 0.40
Mar-08	120.0	\$ 0.88113	\$ 105.74	120.0	\$ 0.9750	\$ 1.5000	\$ 118.50	\$ (0.0939)	\$ (12.76)
Feb-08	120.0	\$ 0.84868	\$ 101.84	120.0	\$ 0.8740	\$ 1.5000	\$ 106.38	\$ (0.0253)	\$ (4.54)
Jan-08	120.0	\$ 0.78126	\$ 93.75	120.0	\$ 0.7860	\$ 1.5000	\$ 95.82	\$ (0.0047)	\$ (2.07)
Dec-07	120.0	\$ 0.88177	\$ 105.81	120.0	\$ 0.8410	\$ 1.5000	\$ 102.42	\$ 0.0408	\$ 3.39
Nov-07	120.0	\$ 0.85153	\$ 102.18	120.0	\$ 0.8060	\$ 1.5000	\$ 98.22	\$ 0.0455	\$ 3.96
Oct-07	120.0	\$ 0.88088	\$ 105.71	120.0	\$ 0.6890	\$ 1.5000	\$ 84.18	\$ 0.1919	\$ 21.53
Sep-07	120.0	\$ 0.82900	\$ 99.48	120.0	\$ 0.6120	\$ 1.5000	\$ 74.94	\$ 0.2170	\$ 24.54
Aug-07	120.0	\$ 0.82607	\$ 99.13	120.0	\$ 0.6570	\$ 1.5000	\$ 80.34	\$ 0.1691	\$ 18.79
Jul-07	120.0	\$ 0.98383	\$ 118.06	120.0	\$ 0.7620	\$ 1.5000	\$ 92.94	\$ 0.2218	\$ 25.12
Jun-07	120.0	\$ 1.01488	\$ 121.79	120.0	\$ 0.8250	\$ 1.5000	\$ 100.50	\$ 0.1899	\$ 21.29
May-07	120.0	\$ 0.87632	\$ 105.16	120.0	\$ 0.8200	\$ 1.5000	\$ 99.90	\$ 0.0563	\$ 5.26
Totals:	2,160.0		2,117.8	2,160.0			1,931.8		186.1

TOTAL DOLLAR SAVINGS	\$186.05
TOTAL PERCENTAGE SAVINGS	8.79%

Note: In December of 2008 PG&E issued a 100,000,000 Procurement Credit that lowered its price roughly \$2.50 per Dth.

That is not something that will be recurring.





Inc.

COST SAVINGS ANALYSIS PG&E

LDC: PG&E

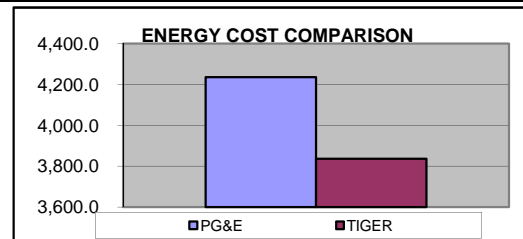
G-1 Residential

DATE	VOLUME (Therms)	PG&E		VOLUME (Therms)	TIGER		SAVINGS PER Therm	CUMULATIVE SAVINGS	
		PRICE (Therm)	TOTAL COST		PRICE (Therm)	Service Fee			TOTAL COST
Feb-09	240.0	\$ 0.64702	\$ 155.28	240.0	\$ 0.5520	\$ 1.5000	\$ 133.98	\$ 0.0950	\$ 21.30
Jan-09	240.0	\$ 0.69418	\$ 166.60	240.0	\$ 0.6730	\$ 1.5000	\$ 163.02	\$ 0.0212	\$ 3.58
Dec-08	240.0	\$ 0.57425	\$ 137.82	240.0	\$ 0.7200	\$ 1.5000	\$ 174.30	\$ (0.1458)	\$ (36.48)
Nov-08	240.0	\$ 0.71126	\$ 170.70	240.0	\$ 0.6820	\$ 1.5000	\$ 165.18	\$ 0.0293	\$ 5.52
Oct-08	240.0	\$ 0.83866	\$ 201.28	240.0	\$ 0.7240	\$ 1.5000	\$ 175.26	\$ 0.1147	\$ 26.02
Sep-08	240.0	\$ 0.96658	\$ 231.98	240.0	\$ 0.8490	\$ 1.5000	\$ 205.26	\$ 0.1176	\$ 26.72
Aug-08	240.0	\$ 1.30082	\$ 312.20	240.0	\$ 0.9460	\$ 1.5000	\$ 228.54	\$ 0.3548	\$ 83.66
Jul-08	240.0	\$ 1.54087	\$ 369.81	240.0	\$ 1.3330	\$ 1.5000	\$ 321.42	\$ 0.2079	\$ 48.39
Jun-08	240.0	\$ 1.24381	\$ 298.51	240.0	\$ 1.2060	\$ 1.5000	\$ 290.94	\$ 0.0378	\$ 7.57
May-08	240.0	\$ 1.07846	\$ 258.83	240.0	\$ 1.1600	\$ 1.5000	\$ 279.90	\$ (0.0815)	\$ (21.07)
Apr-08	240.0	\$ 1.02387	\$ 245.73	240.0	\$ 1.0080	\$ 1.5000	\$ 243.42	\$ 0.0159	\$ 2.31
Mar-08	240.0	\$ 0.88113	\$ 211.47	240.0	\$ 0.9750	\$ 1.5000	\$ 235.50	\$ (0.0939)	\$ (24.03)
Feb-08	240.0	\$ 0.84868	\$ 203.68	240.0	\$ 0.8740	\$ 1.5000	\$ 211.26	\$ (0.0253)	\$ (7.58)
Jan-08	240.0	\$ 0.78126	\$ 187.50	240.0	\$ 0.7860	\$ 1.5000	\$ 190.14	\$ (0.0047)	\$ (2.64)
Dec-07	240.0	\$ 0.88177	\$ 211.62	240.0	\$ 0.8410	\$ 1.5000	\$ 203.34	\$ 0.0408	\$ 8.28
Nov-07	240.0	\$ 0.85153	\$ 204.37	240.0	\$ 0.8060	\$ 1.5000	\$ 194.94	\$ 0.0455	\$ 9.43
Oct-07	240.0	\$ 0.88088	\$ 211.41	240.0	\$ 0.6890	\$ 1.5000	\$ 166.86	\$ 0.1919	\$ 44.55
Sep-07	240.0	\$ 0.82900	\$ 198.96	240.0	\$ 0.6120	\$ 1.5000	\$ 148.38	\$ 0.2170	\$ 50.58
Aug-07	240.0	\$ 0.82607	\$ 198.26	240.0	\$ 0.6570	\$ 1.5000	\$ 159.18	\$ 0.1691	\$ 39.08
Jul-07	240.0	\$ 0.98383	\$ 236.12	240.0	\$ 0.7620	\$ 1.5000	\$ 184.38	\$ 0.2218	\$ 51.74
Jun-07	240.0	\$ 1.01488	\$ 243.57	240.0	\$ 0.8250	\$ 1.5000	\$ 199.50	\$ 0.1899	\$ 44.07
May-07	240.0	\$ 0.87632	\$ 210.32	240.0	\$ 0.8200	\$ 1.5000	\$ 198.30	\$ 0.0563	\$ 12.02
Totals:	4,320.0		4,235.6	4,320.0			3,836.5		399.1

TOTAL DOLLAR SAVINGS	\$399.10
TOTAL PERCENTAGE SAVINGS	9.42%

Note: In December of 2008 PG&E issued a 100,000,000 Procurement Credit that lowered its price roughly \$2.50 per Dth.

That is not something that will be recurring.





Inc.

**COST SAVINGS ANALYSIS
PG&E**

LDC: PG&E

G-1 Residential

DATE	PG&E			TIGER			SAVINGS PER Therm	CUMULATIVE SAVINGS	
	VOLUME (Therms)	PRICE (Therm)	TOTAL COST	VOLUME (Therms)	PRICE (Therm)	Service Fee			TOTAL COST
Feb-09	480.0	\$ 0.64702	\$ 310.57	480.0	\$ 0.5520	\$ 1.5000	\$ 266.46	\$ 0.0950 \$ 44.11	
Jan-09	480.0	\$ 0.69418	\$ 333.21	480.0	\$ 0.6730	\$ 1.5000	\$ 324.54	\$ 0.0212 \$ 8.67	
Dec-08	480.0	\$ 0.57425	\$ 275.64	480.0	\$ 0.7200	\$ 1.5000	\$ 347.10	\$ (0.1458) \$ (71.46)	
Nov-08	480.0	\$ 0.71126	\$ 341.40	480.0	\$ 0.6820	\$ 1.5000	\$ 328.86	\$ 0.0293 \$ 12.54	
Oct-08	480.0	\$ 0.83866	\$ 402.56	480.0	\$ 0.7240	\$ 1.5000	\$ 349.02	\$ 0.1147 \$ 53.54	
Sep-08	480.0	\$ 0.96658	\$ 463.96	480.0	\$ 0.8490	\$ 1.5000	\$ 409.02	\$ 0.1176 \$ 54.94	
Aug-08	480.0	\$ 1.30082	\$ 624.39	480.0	\$ 0.9460	\$ 1.5000	\$ 455.58	\$ 0.3548 \$ 168.81	
Jul-08	480.0	\$ 1.54087	\$ 739.62	480.0	\$ 1.3330	\$ 1.5000	\$ 641.34	\$ 0.2079 \$ 98.28	
Jun-08	480.0	\$ 1.24381	\$ 597.03	480.0	\$ 1.2060	\$ 1.5000	\$ 580.38	\$ 0.0378 \$ 16.65	
May-08	480.0	\$ 1.07846	\$ 517.66	480.0	\$ 1.1600	\$ 1.5000	\$ 558.30	\$ (0.0815) \$ (40.64)	
Apr-08	480.0	\$ 1.02387	\$ 491.46	480.0	\$ 1.0080	\$ 1.5000	\$ 485.34	\$ 0.0159 \$ 6.12	
Mar-08	480.0	\$ 0.88113	\$ 422.94	480.0	\$ 0.9750	\$ 1.5000	\$ 469.50	\$ (0.0939) \$ (46.56)	
Feb-08	480.0	\$ 0.84868	\$ 407.37	480.0	\$ 0.8740	\$ 1.5000	\$ 421.02	\$ (0.0253) \$ (13.65)	
Jan-08	480.0	\$ 0.78126	\$ 375.00	480.0	\$ 0.7860	\$ 1.5000	\$ 378.78	\$ (0.0047) \$ (3.78)	
Dec-07	480.0	\$ 0.88177	\$ 423.25	480.0	\$ 0.8410	\$ 1.5000	\$ 405.18	\$ 0.0408 \$ 18.07	
Nov-07	480.0	\$ 0.85153	\$ 408.73	480.0	\$ 0.8060	\$ 1.5000	\$ 388.38	\$ 0.0455 \$ 20.35	
Oct-07	480.0	\$ 0.88088	\$ 422.82	480.0	\$ 0.6890	\$ 1.5000	\$ 332.22	\$ 0.1919 \$ 90.60	
Sep-07	480.0	\$ 0.82900	\$ 397.92	480.0	\$ 0.6120	\$ 1.5000	\$ 295.26	\$ 0.2170 \$ 102.66	
Aug-07	480.0	\$ 0.82607	\$ 396.51	480.0	\$ 0.6570	\$ 1.5000	\$ 316.86	\$ 0.1691 \$ 79.65	
Jul-07	480.0	\$ 0.98383	\$ 472.24	480.0	\$ 0.7620	\$ 1.5000	\$ 367.26	\$ 0.2218 \$ 104.98	
Jun-07	480.0	\$ 1.01488	\$ 487.14	480.0	\$ 0.8250	\$ 1.5000	\$ 397.50	\$ 0.1899 \$ 89.64	
May-07	480.0	\$ 0.87632	\$ 420.63	480.0	\$ 0.8200	\$ 1.5000	\$ 395.10	\$ 0.0563 \$ 25.53	
Totals:	8,640.0		8,471.2	8,640.0			7,646.0		825.2

TOTAL DOLLAR SAVINGS	\$825.20
TOTAL PERCENTAGE SAVINGS	9.74%

Note: In December of 2008 PG&E issued a 100,000,000 Procurement Credit that lowered its price roughly \$2.50 per Dth.

That is not something that will be recurring.

